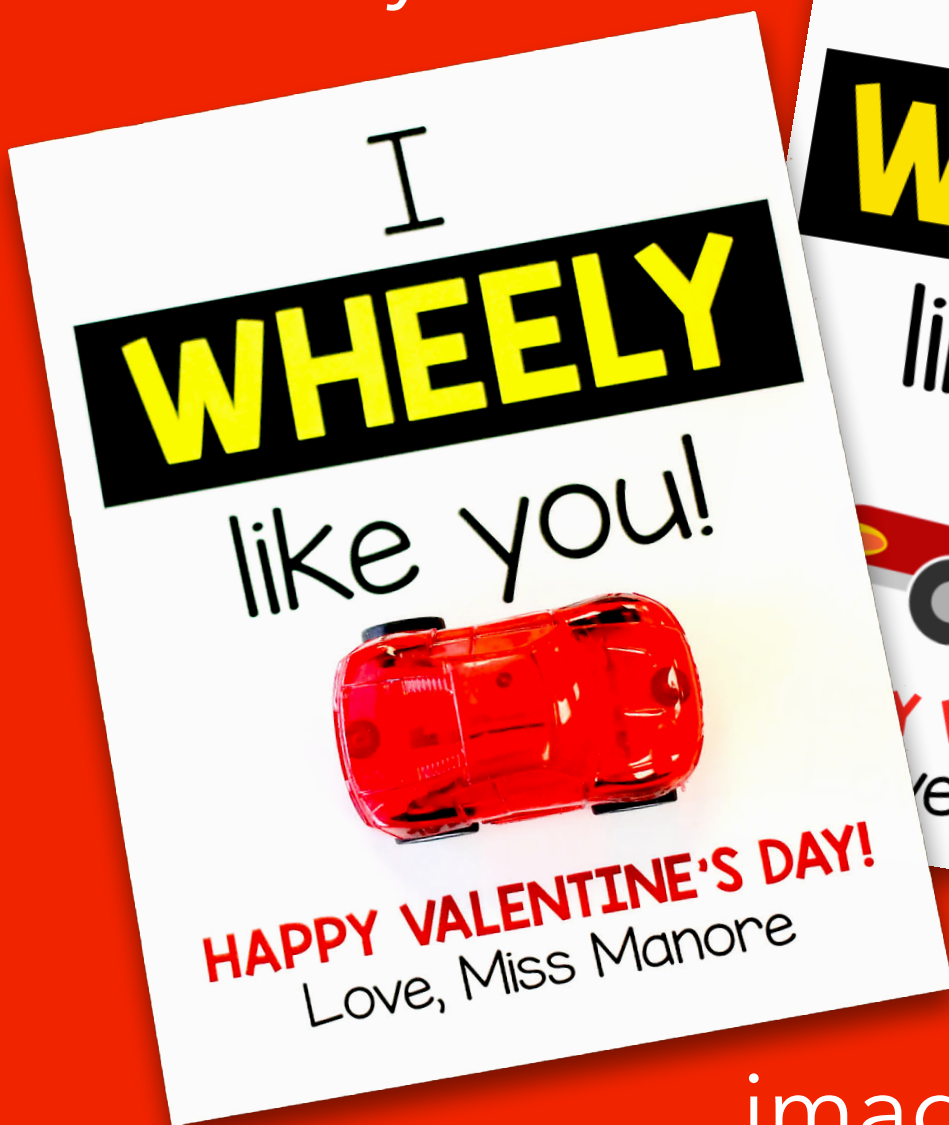


FREE *Valentine* PRINTABLE

Attach a
small toy car...



or use the
images provided!

THANK YOU *for downloading this freebie!*

Hello and thank you SO much for downloading this free Valentine. My students LOVED these simple cards when I used them in my classroom and I know the children in your life will love them, too! This download contains two options. You can download the Valentines with printed graphics. Just write or type the giver's name, cut and distribute.

For a fun twist, you can also print the blank cards and attach a small car toy. (I found mine in the party favor section at Target.) A little double sided tape or a dab of hot glue will hold the car in place.

Both options are available in the PowerPoint file contained with this download. To add a name, just create a text box and start typing! You can use your favorite font and adjust the size as needed.

If you don't have PowerPoint, you can simply open the print the pages in this PDF and write your name on the bottom of each card to create a more personal touch.

Follow the [Kinder Craze blog](#) for classroom management tips, seasonal project ideas and age appropriate classroom resources!

You can also find me on [Facebook](#), [Instagram](#) and [Twitter](#). You can also email me at kindercraze@gmail.com.

Thanks,
Maria Manore Gavin



I

WHEELY

like you!

HAPPY VALENTINE'S DAY!

I

WHEELY

like you!

HAPPY VALENTINE'S DAY!

I

WHEELY

like you!

HAPPY VALENTINE'S DAY!

I

WHEELY


like you!

HAPPY VALENTINE'S DAY!

I

WHEELY

like you!



HAPPY VALENTINE'S DAY!

I

WHEELY

like you!




HAPPY VALENTINE'S DAY!

I

WHEELY

like you!




HAPPY VALENTINE'S DAY!

I

WHEELY

like you!



HAPPY VALENTINE'S DAY!